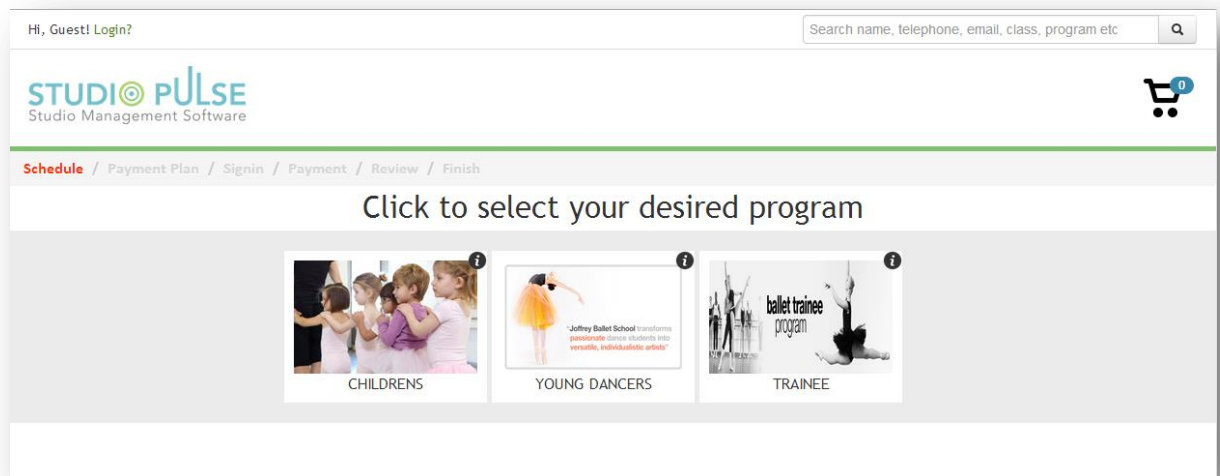


1 Client Registration

Clients can enroll to open programs by accessing the client registration page. Clients can enroll to a class applying online or can walk-in to the institution and get enrolled. The registration process is split into 6 easy steps for a better user experience.

1.1 Schedule/Class Selection

All the available programs will be listed in this page. More information about the program can be view by moving the mouse over the *i* icon shown at top right corner of each programs.



If desired program is found user can click on the program to know more about the same. The selected program will be highlighted by a green selection indicator.



Once a program is selected, all the available classes and its details will be displayed based on the selection. The availability of open seats will be also displayed for each class. If the desired class is found user can enroll to the class by clicking enroll button.

<p>3 LEFT</p> <p>DANCE WITH ME</p> <p>06/12 - 12/31 MON / TUE / WED / THU / FRI / SAT / SUN 08:00 AM TO 09:00 AM</p>	<p>DANCE WITH ME</p> <p>Dance With Me minimum age requirement of 2 years old (students must be 2 years old by September 6th, 2014)</p> <p>This class has been specially designed for 2–3yr olds who are not yet comfortable being in a class alone, each child is joined in the class by a parent or caregiver who will be the child's "dancing partner".</p> <p>Through movement exercises, games, stories and other activities, the very young are introduced to the joy of creative movement in a fun, musical setting. Live piano accompaniment provides an enriching and stimulating environment for all classes.</p> <hr/> <p>Instructors: Ephrat Asherie Studio: DNA</p> <hr/> <p>COST: \$3,050.00</p> <p>ENROLL</p>
<p>25 LEFT</p>	<p>DEMI SOLOIST</p> <p>Demi Soloists minimum age requirement of 4 years old (students must be 4 years old by September 6th, 2014)</p> <p>Children will continue to practice the basic elements of creative movement and basic</p>

Once user clicks the enroll button, the button state will be changed to **Enrolled**. A proceed button will appear to move to next step.

There will be indication in the cart icon to show number of classes selected. Basic information about the classes will be displayed in the cart itself. The user can remove a class from the cart by clicking on the **X** button. Clicking on the checkout button will also lead to next step.





**CHILDRENS
DANCE WITH ME**

06/12 - 12/31
~~\$3,050.00~~ X

Check Out

1.2 Choosing Payment Plan

A summary of the total fee will be displayed at the top and a detailed split-up based on the fee plan selection will be displayed at the bottom section of the page. It includes the installments, fee details, amount and status.

Hi, Guest! [Login?](#)

STUDIO PULSE
Studio Management Software

[Schedule](#) / [Payment Plan](#) / [Signin](#) / [Payment](#) / [Review](#) / [Finish](#)

DANCE WITH ME - Fee Structure

Fee	Amount	Total
Registration Fee	\$50.00	\$3,050.00
Tuition Fee	\$3,000.00	

Payment Plans

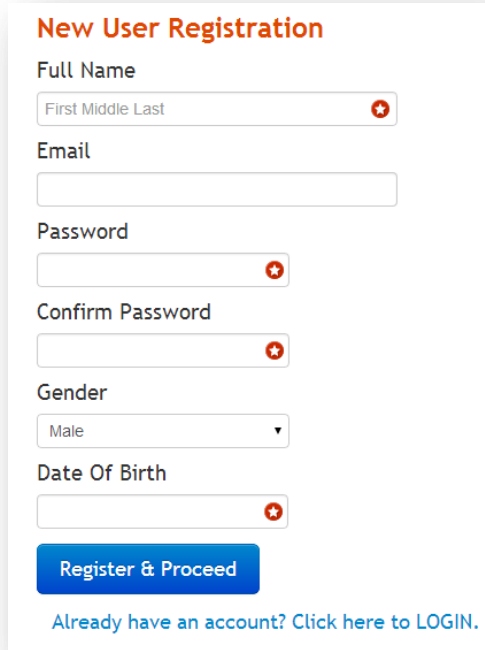
Full Payment ▼

Due Date	Fee	Amount	Total	Status
06-30-2014	Registration Fee	\$50.00	\$3,050.00	DUE
	Tuition Fee	\$3,000.00		

[Proceed](#)

1.3 Sign in/Signup

On clicking proceed button new user enrollment screen will be displayed. Details of new user can be entered here. All these fields are mandatory.



New User Registration

Full Name
 *

Email

Password
 *

Confirm Password
 *

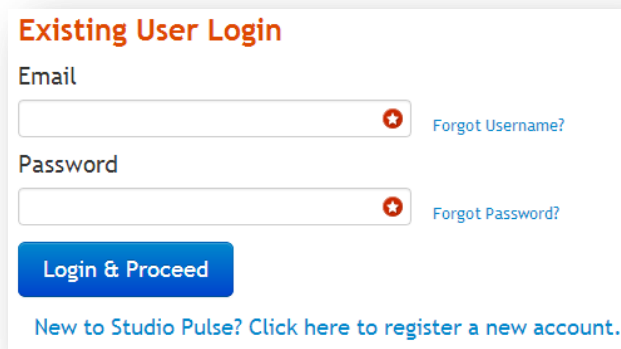
Gender
 ▼

Date Of Birth
 *

[Register & Proceed](#)

[Already have an account? Click here to LOGIN.](#)

If the user has registered before, he can use his existing credentials to login. By providing login credentials the user can proceed to next step.



Existing User Login

Email
 * [Forgot Username?](#)

Password
 * [Forgot Password?](#)

[Login & Proceed](#)

[New to Studio Pulse? Click here to register a new account.](#)

If the registration is done by an internal user, the system will not ask for the user password. The registration can be carried forward by entering the email id alone.

Existing User Login


Email

[Login & Proceed](#)

[New to Studio Pulse? Click here to register a new account.](#)

When logging in, all the clients registered under this user account will be displayed. The user can choose any of the clients or add a new client for enrolling to this class.

Choose the client enrolling for the class




Andrew Johns
2 Active Subscriptions
0 Inactive Subscriptions

Enrolling for another person?

Add New Client

If enrolling for a new client, the user has to fill up a form which asks the user's name, gender, date of birth to proceed to next step. All fields are mandatory.

Choose the client enrolling for the class



Andrew Johns
2 Active Subscriptions
0 Inactive Subscriptions

Enrolling for another person?

Add New Client

Fill up this form to add new client

First Name

Middle Name

Last Name

Date Of Birth

Choose Gender

[Cancel](#) [Proceed](#)

1.4 Payment

User can use Credit Card for the payment. The credit card data entered will be saved for future use. Once all data is entered the user can review the data entered and proceed to final page.


Payment Information

Credit/Debit Card

Number

Expiry

CVV



Contact Address

Address
344 Woodstock Drive
El Monte, 91731
California, United States

Contact
andrewjohns@moncyk.com
626-452-6755

Billing address is same as contact address

How did you hear about us?

Our Website

Other Websites

News Paper

Magazine

Other

If there is already a saved card, user can select that card for the payment. Or he can use a new card for the payment. No payment will be charged at this stage.

Payment Information


Saved Cards

Credit/Debit Card

1.5 Review

Before processing the payment user can review the selections made and can make necessary changes, if any.

Review



Vacation Program 2014
Vacation Class (Under 10)
05/01 - 06/30

\$275

Pay by Visa - Ending

I agree to terms and conditions of ABC Inc

[Pay Now](#)

1.6 Finalize

At this step credit card is validated and the amount will be charged. A cyber receipt will be mailed to the user containing the details of enrollment and the payment made.

Registration Successful
Payment received \$275 . Your reference number is AC130910.
An email will be sent to the registered email id with the registration details.

You have been enrolled for the following schedules.

Program	Class	Date	Rate
Vacation Program 2014	Vacation Class (Under 10)	05/01 - 06/30	\$275

[Print Schedule](#) [Go to home page](#)

User can print the schedule for the classes enrolled. Later the user can go to the home page of the user where he can view the details about the enrollment.

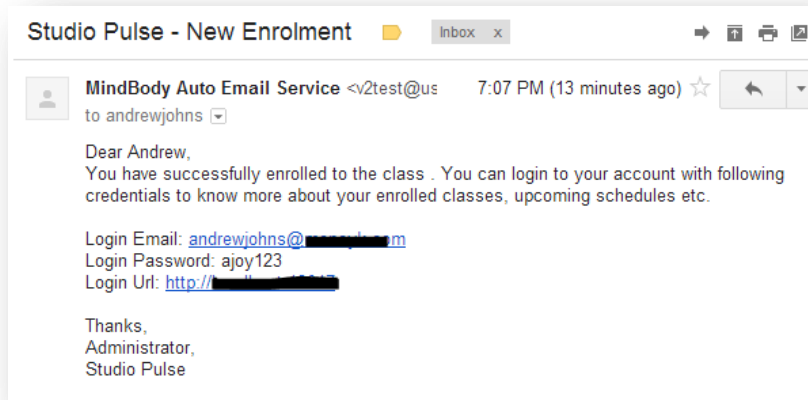
5/28/2014

Vacation Class - 2014 - Schedule

May, 2014

1 THU Faculty: George M Time: 08:00 AM - 09:00 AM	2 FRI Faculty: George M Time: 08:00 AM - 09:00 AM	5 MON Faculty: George M Time: 08:00 AM - 09:00 AM	6 TUE Faculty: George M Time: 08:00 AM - 09:00 AM	7 WED Faculty: George M Time: 08:00 AM - 09:00 AM
8 THU Faculty: George M Time: 08:00 AM - 09:00 AM	9 FRI Faculty: George M Time: 08:00 AM - 09:00 AM	12 MON Faculty: George M Time: 08:00 AM - 09:00 AM	13 TUE Faculty: George M Time: 08:00 AM - 09:00 AM	14 WED Faculty: George M Time: 08:00 AM - 09:00 AM
15 THU Faculty: George M Time: 08:00 AM - 09:00 AM	16 FRI Faculty: George M Time: 08:00 AM - 09:00 AM	19 MON Faculty: George M Time: 08:00 AM - 09:00 AM	20 TUE Faculty: George M Time: 08:00 AM - 09:00 AM	21 WED Faculty: George M Time: 08:00 AM - 09:00 AM
22 THU Faculty: George M Time: 08:00 AM - 09:00 AM	23 FRI Faculty: George M Time: 08:00 AM - 09:00 AM	26 MON Faculty: George M Time: 08:00 AM - 09:00 AM	27 TUE Faculty: George M Time: 08:00 AM - 09:00 AM	28 WED Faculty: George M Time: 08:00 AM - 09:00 AM
29 THU Faculty: George M Time: 08:00 AM - 09:00 AM	30 FRI Faculty: George M Time: 08:00 AM - 09:00 AM			

The user will get an email containing the login credentials, which he can use for signing in to his account.



Clicking on **Go to home page** will lead the user to client home page, where he can view information