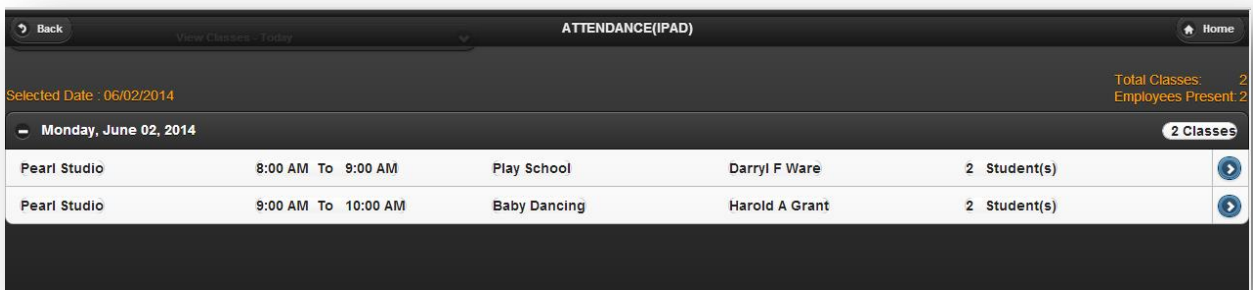


## IPAD Attendance.

This page is to take the Instructors and client attendance for a session.

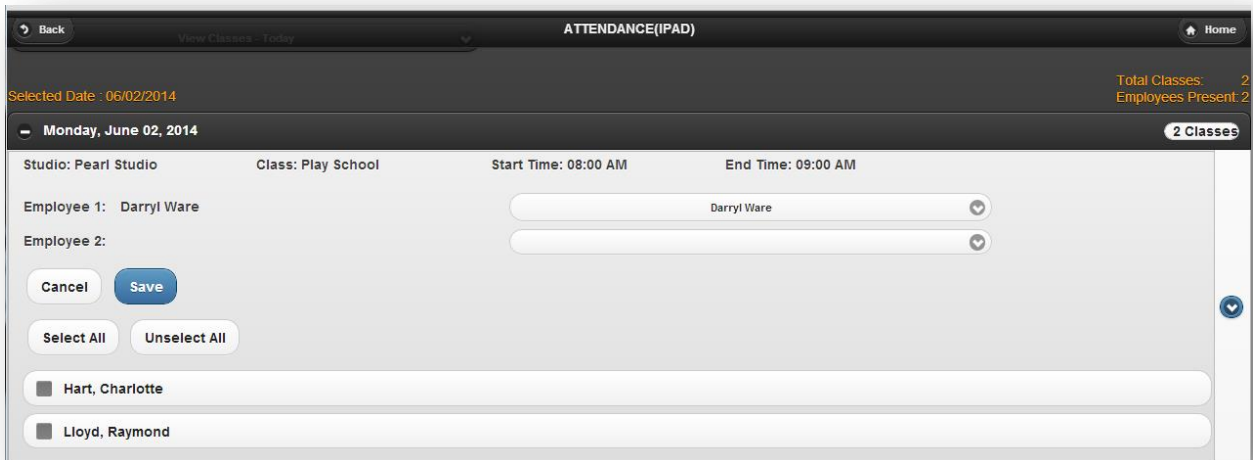
All the Sessions will be loaded in the page with Studio, timing, Instructors and student details.



The screenshot shows the ATTENDANCE(IPAD) app interface. At the top, there is a 'Back' button and a 'Home' button. The title is 'ATTENDANCE(IPAD)'. Below the title, it says 'View Classes - Today'. The selected date is '06/02/2014'. On the right, it shows 'Total Classes: 2' and 'Employees Present: 2'. Below this, there is a section for 'Monday, June 02, 2014' with a '2 Classes' indicator. The main content is a table with two rows:

Studio	Time	Class	Instructor	Students	Action
Pearl Studio	8:00 AM To 9:00 AM	Play School	Darryl F Ware	2 Student(s)	Expand
Pearl Studio	9:00 AM To 10:00 AM	Baby Dancing	Harold A Grant	2 Student(s)	Expand

On expanding the session, the entry page will be displayed with all the details in more detail.



The screenshot shows the ATTENDANCE(IPAD) app interface with the entry page for a session. At the top, there is a 'Back' button and a 'Home' button. The title is 'ATTENDANCE(IPAD)'. Below the title, it says 'View Classes - Today'. The selected date is '06/02/2014'. On the right, it shows 'Total Classes: 2' and 'Employees Present: 2'. Below this, there is a section for 'Monday, June 02, 2014' with a '2 Classes' indicator. The main content is a form with the following fields:

Studio: Pearl Studio    Class: Play School    Start Time: 08:00 AM    End Time: 09:00 AM

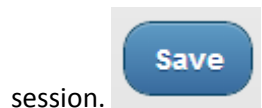
Employee 1: Darryl Ware   

Employee 2:   

Hart, Charlotte

Lloyd, Raymond

**Save** :- Click on the save button will save the attendance of the Instructors and Clients for the selected



session.

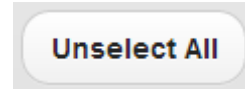
**Cancel**:- click on the cancel button will undo the changes done before saving and reload the page.



**Select All** - This is the Shortcut button to mark present to all the Client.



**Unselect All** - This is the shortcut button to unmark all the clients.



### **Mandatory Fields**

- Employee 1 OR Employee 2

### **Pre-loaded Fields**

- ALL

### **Optional Fields**

- ALL